


3-phase 5 A

PULS

SL5.300

- Input: 3 AC 400–500 V
- Output: 24...28V / 120 W
- Power boost up to 144 W
- High overload current, no switch-off
- 3 phase wide range input
- Robust mechanics and EMC



Data sheet

Input

Input voltage	3 AC 400–500 V, ± 15 % 47-63 Hz, suitable for IT power systems
Rated tolerances	(at 24V/5A)
• Continuous operat.	340...576 V AC resp. 450...820 V DC
• Short term (1 min.)	300...620 V AC resp. 420...890 V DC
Even if one phase fails, the unit's operation with nominal current can be continued (limitations: EN 61000-3-2 (harmonic current emissions) is then not fulfilled, the unit has noise suppression level A instead of level B and the hold-up time is shorter). Continued operat. with two phases is also permissible; however, it reduces the unit's reliability and lifetime.	
Input current	3 x 0.5 A
Inrush current	typ. <25A at 575 V AC and cold-start
To be fused with a 3 x 10A, B-type 'circuit-breaker' switch based on the usual thermomagnetic overload sensing principle (used anyway to fuse the input lines; unit has no internal fuses).	
Harmonic current emissions (PFC)	acc. to EN 61000-3-2
Hold-up time	>16 ms (3 phase op. at 400 VAC, 24 V / 5 A) >10 ms (2 phase op. at 400 VAC, 24 V / 5 A)

Efficiency, Reliability etc.*

Efficiency	typ. 89% (3 AC 400V, 24 V / 5 A)
Losses	typ. 15 W (3 AC 400V, 24 V / 5 A)
MTBF	410.000 h acc. to Siemensnorm 29500 (24 V/5 A, 3 AC 400V, T _U = 40 °C)
Life cycle (electrolytics)	The unit exclusively uses longlife electrolytics, specified for +105°C (cf. 'The SilverLine', p.2).

* For further information see data sheets „The SilverLine“, „SilverLine Family Branches“ and mechanics data sheet (mechanical design equals that of the SL20.100).

Start / Overload Behaviour

Startup delay	typ. 0.1 s
Rise time	ca. 5-20 ms, depending on load

Overload Behaviour

- Special PULS Overload Design (see diagram overleaf) no disconnection, no hiccup if overloaded high overload current (up to typ. 2 · I_{Nom}), V_{out} is reduced with increasing current.
- 20% power boost 6 A short-term, at 45°C or forced cooling even continuous

Advantages:

- High short-circuit current, giving large 'start-up window': unit starts reliably even with awkward loads such as DC-DC converters.
- Secondary fuses operate more reliably

Output

Output voltage	24...28 V DC, adjustable by (covered) front panel potentiometer, preset: 24.5 V ± 0.5% Adjusting range guaranteed			
Output noise suppression	EN 61000-6-3 (class B) is fulfilled even when using long, unscreened output cables			
Ambient temperature range T _{amb}	Operation: -10°C...+70°C (>60°C: Derating) Storage: -25°C...+85°C			
Rated continuous loading with convection cooling	Input	T _{amb}	I _{out} @ 24V	I _{out} @ 28V
	3-phase	-10°C...+60°C	5 A	4,3 A
		-10°C...+45°C	6 A*	5,1 A*
	2-phase DC in	-10...+60	5 A	4,3 A
-10°C...+45°C		6 A*	5,1 A*	
Output is protected against short-circuit, open circuit and overload	* * short-term (< 1 min) or with forced air-cooling also at 60°C admissible			
Derating	typ. 6W/K (at T _{amb} =+60°C...+70°C)			
Voltage regulation	better than 2% V _{out} overall			
Ripple / Noise	< 25 mV _{pp} , (20 MHz bandw., 50 Ω measurem.)			
Overvolt. protection	typ. 33 V			
Serial connection	not allowed			
Parallel operation	yes; current sharing available on request			
Power back immunity	34 V; inapplicable for inductive loads			
Front panel indicator	green LED off, at V _{out} <20V			

Construction / Mechanics

Housing dimensions and Weight

- W x H x D 73 mm x 124 mm x 117 mm (+ DIN rail)
- Free space for ventilation above/below 50 mm recommended left/right 15 mm recommended
- Weight 730 g

Design advantages:

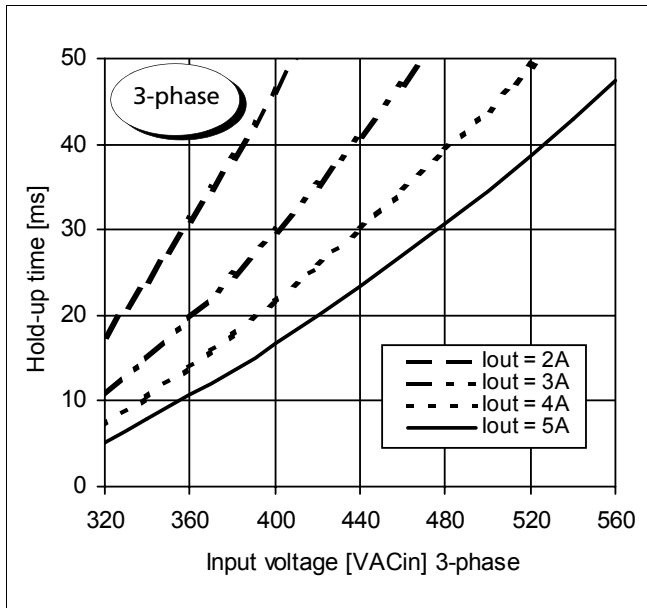
- All connection blocks are easy to reach as mounted at the front panel.
- Input and output are strictly apart from each other and so cannot be mixed up (Input below, output above).

* For further information see data sheets "the SilverLine", "SilverLine Family Branches" and mechanics data sheet

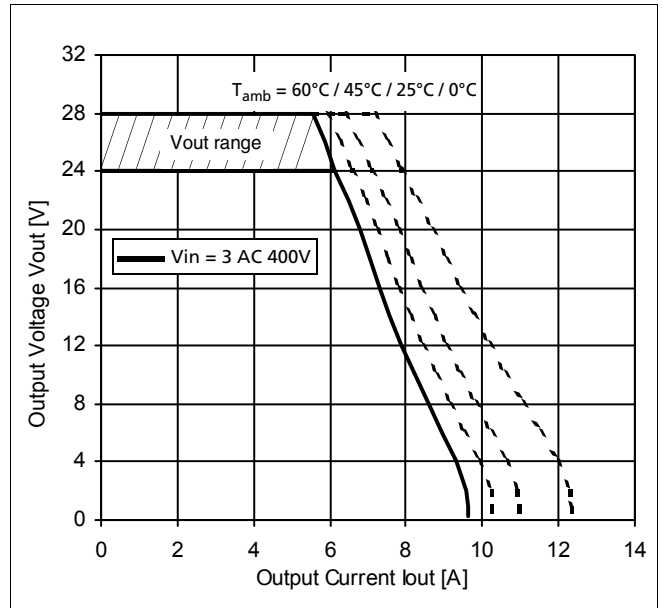
Order information

Order number	Description
SL5.300	
SLZ01	Screw mounting set, two needed per unit

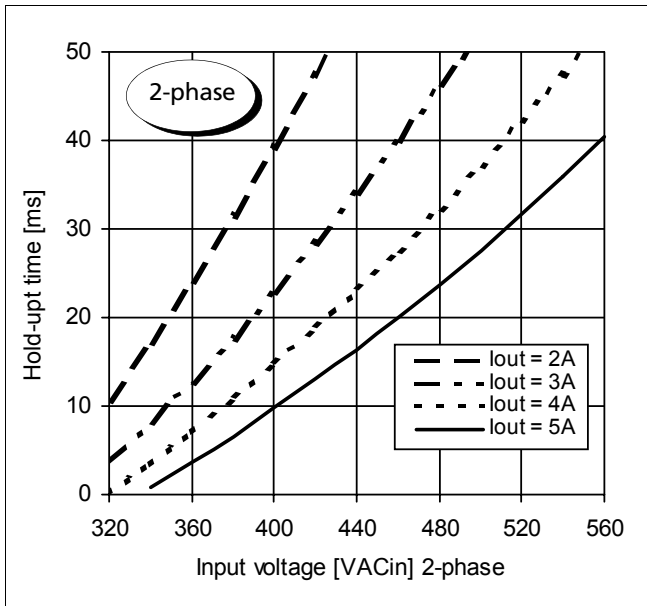
Hold-up time, 3-phase (min., at $V_{out}=24V$)



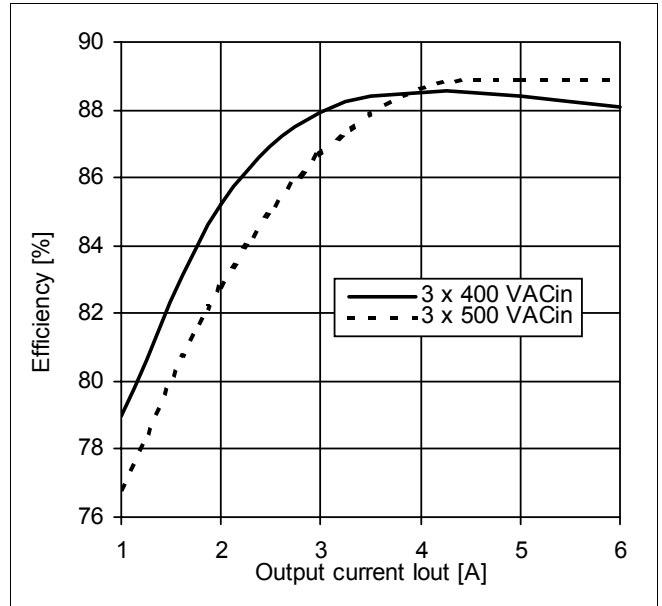
Output characteristic (min.)



Hold-up time, 2-phase (min., at $V_{out}=24V$)



Efficiency (typ., at $V_{out}=24V$)



For further information, especially about

- EMC
- Connections
- Safety, Approvals
- Mechanics und Mounting,

see page 2 of the „The SilverLine“ data sheet.

For detailed dimensions

see SilverLine mechanics data sheet SL2.5/ SL5/ SL10

Specifications valid for 3AC 400V input voltage, +25°C ambient temperature, and 5 min run-in time, unless otherwise stated. They are subject to change without prior notice.

Your partner in power supply:



PULS GmbH

Arabellastraße 15
D-81925 München
Tel.: +49 89 9278-0
Fax: +49 89 9278-199
www.puls-power.com