THIS DRAWING IS UNPUBLISHED. RELEASED FOR PUBLICATION – ,– .
© COPYRIGHT – By – ALL RIGHTS RESERVED.

LOC	DIST
H	—

REVISIONS

P	LTR	DESCRIPTION	DATE	DWN	APVD
	C	EH–0927–95	03–08–95	JG	—
	D	EH–1254–96	13–06–97	JG	—
	E	ECR–07–011431	05–06–07	BSV	MKO
	E1	ECR–11–010165	16JUN11	RK	MKO

P.C.B. HOLE DIM. ACTION PIN

DRILLED HOLE	:1,15 ±0,025 mm
FIN. HOLE	:0,94 to 1,09 mm
AFTER REFLOW	:0.91 to 1,09 mm
Cu–thks	:0,025 to 0,075 mm
Sn–thks	:0,004 to 0,010 mm



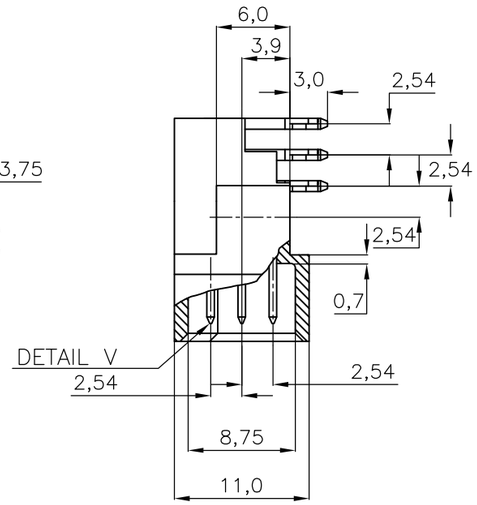

DETAIL W

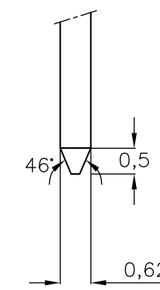

DETAIL V

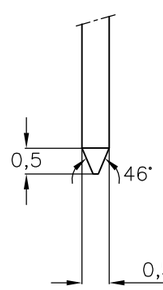

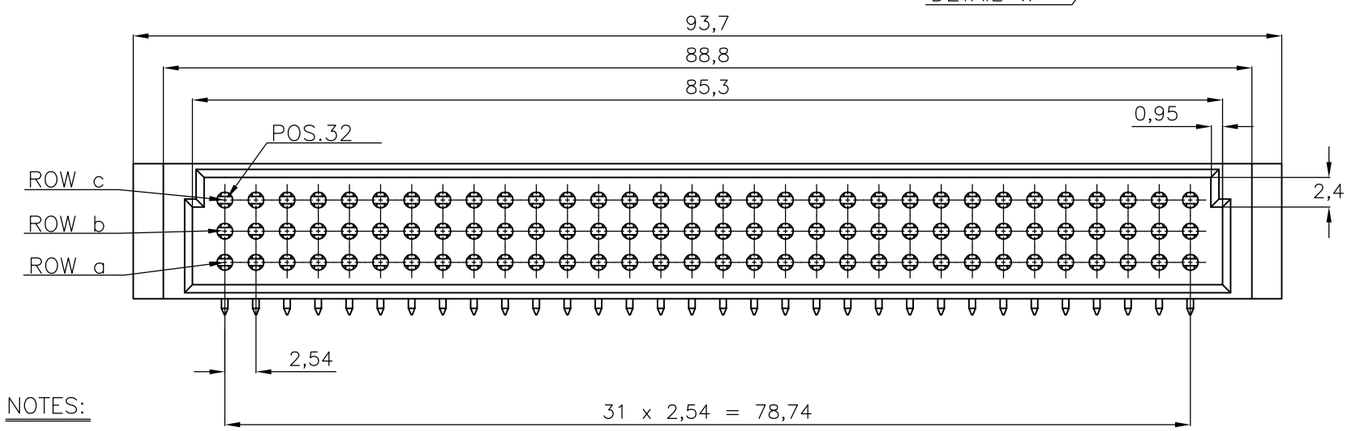

ROW																															
c	X	X	X	X	X	X	X	X	X	X	X	X	X	X	X	X	X	X	X	X	X	X	X	X	X	X	X	X	X	X	X
b	X	X	X	X	X	X	X	X	X	X	X	X	X	X	X	X	X	X	X	X	X	X	X	X	X	X	X	X	X	X	X
a	X	X	X	X	X	X	X	X	X	X	X	X	X	X	X	X	X	X	X	X	X	X	X	X	X	X	X	X	X	X	X
PIN	32	31	30	29	28	27	26	25	24	23	22	21	20	19	18	17	16	15	14	13	12	11	10	9	8	7	6	5	4	3	2	1

AN ASTERISK ,,X'' DENOTES A CONTACT.

NOTES:

1. MATERIAL:
   - –HOUSING: THERMOPL.POLYESTER
     COLOUR : GREY
   - –CONTACTS: PHOSPHORBRONZE
2. PLATING CONTACT :
   - –1 : 1,25 µm Au OVER 1,25 µm Ni AT CONNECTOR MATING SIDE.
     2,54 µm Sn OVER 1,25 µm Ni AT ACTION–PIN AREA.
   - –4 : 0,8µm Au OVER 1,25 µm Ni AT CONTACT AREA.
     2,54 µm Sn OVER 1,25 µm Ni AT ACTION–PIN AREA.
   - –7 : 2,0 µm Au OVER 1,25 µm Ni AT CONNECTOR MATING SIDE.
     2,54 µm Sn OVER 1,25 µm Ni AT ACTION–PIN AREA.
   - –8 : 0,4µm Au OVER 1,25 µm Ni AT CONNECTOR MATING SIDE.
     2,54 µm Sn OVER 1,25 µm Ni AT ACTION–PIN AREA.
   - –9 : SAME AS –4 EXCEPT WITHOUT Sn

OBSOLETE	SEE NOTE 2	SEE NOTE 1	~~215605–9~~
OBSOLETE	SEE NOTE 2	SEE NOTE 1	~~215605–8~~
OBSOLETE	SEE NOTE 2	SEE NOTE 1	~~215605–7~~
	SEE NOTE 2	SEE NOTE 1	215605–4
	SEE NOTE 2	SEE NOTE 1	215605–1
	SEE NOTE	MATERIAL	PARTNUMBER

THIS DRAWING IS A CONTROLLED DOCUMENT.

DIMENSIONS: mm

TOLERANCES UNLESS OTHERWISE SPECIFIED:

0 PLC	± –
1 PLC	± –
2 PLC	± –
3 PLC	± –
4 PLC	± –
ANGLES	± RG

MATERIAL –

FINISH –

DWN R.v.LOKVEN 16DEC86
CHK J.GIBBELS –
APVD – –
PRODUCT SPEC —
APPLICATION SPEC —
WEIGHT —

TE Connectivity

NAME

96 POS. DIN 41612 TYPE C–MALE CONN.
WITH ACTION PIN FOR 1,6 P.C.B. THK'S

SIZE	CAGE CODE	DRAWING NO	RESTRICTED TO
A3	00779	C–215605	—

CUSTOMER DRAWING | SCALE NTS | SHEET 1 OF 1 | REV E1