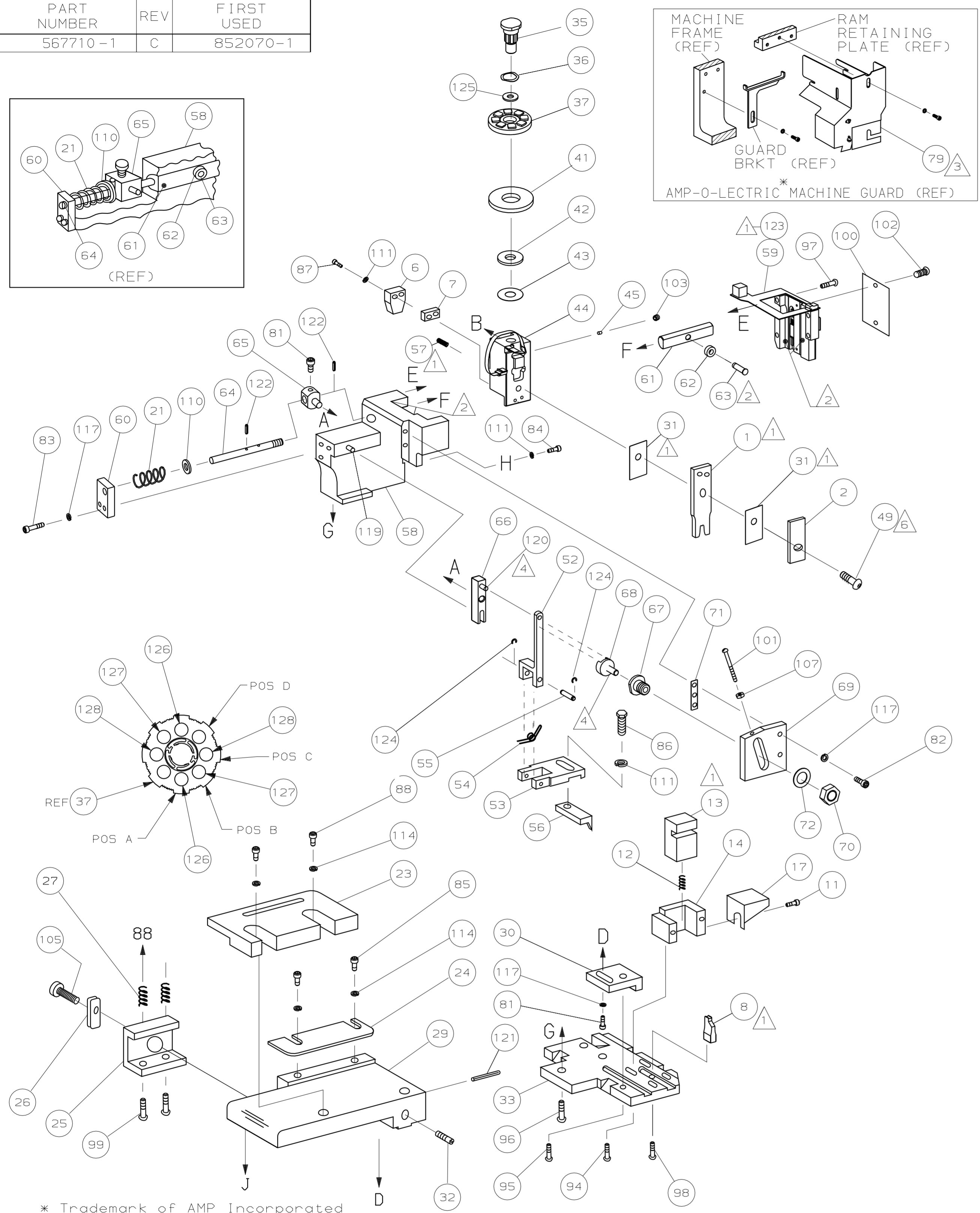
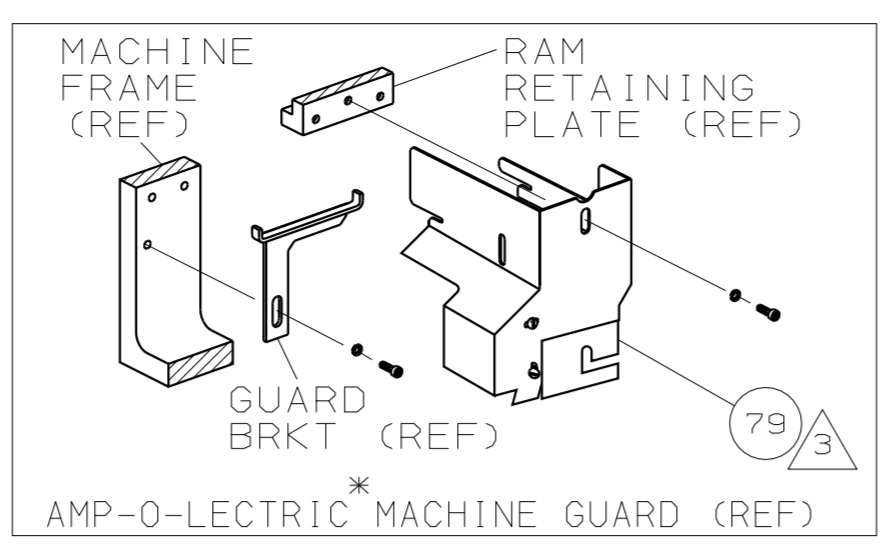
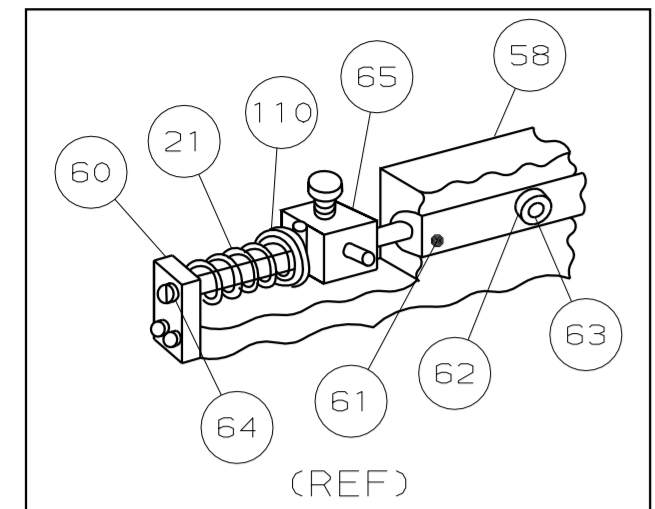
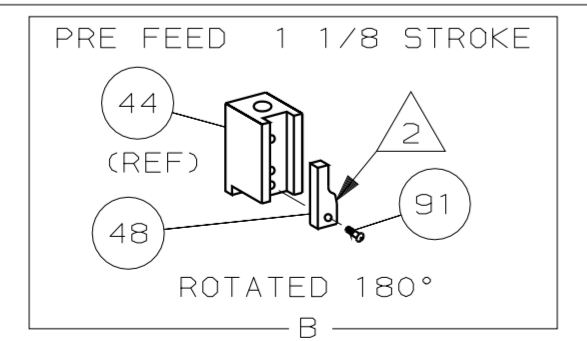


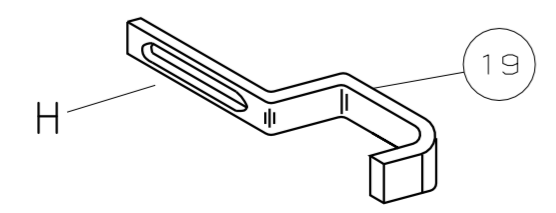
PART NUMBER	REV	FIRST USED
567710-1	C	852070-1



* Trademark of AMP Incorporated



- 1 RECOMMENDED SPARE PARTS.
- 2 GREASE LIGHTLY.
- 3 GUARD MUST BE IN PLACE WHEN OPERATING APPLICATOR IN AMP-O-ELECTRIC MACHINE.
- 4 LUBRICATE DAILY USING NO. 20 MACHINE OIL.
- 5 CUT TO LENGTH AT ASSY.
- 6 TORQUE ITEM 49 TO 60 INCH POUNDS.



TERMINAL NAME:		CRIMPING DATA	
MINI AMPLIVAR SPLICE		PAD LTR	CRIMP HEIGHT
62194		A	.052 ±.002
		B	.048 ±.002
		C	.044 ±.002
		D	NOT USED
		CRIMP	SIZE
		WIRE	.070
		INSUL	-
		FEED	.330
		APPL INST	A1 8040 & 9640
		SET UP GAGE	L1504
		WIRE STRIP LENGTH	-

QTY	REV	U/M	DWG SIZE	PART NO	DESCRIPTION	ITEM NO
2	-	C		3-354779-4	PIN, WIRE DISC (.3160)C	129
2	-	C		2-354779-6	PIN, WIRE DISC (.3120)B	128
2	-	C		1-354779-8	PIN, WIRE DISC (.3080)A	126
1	-	A		986950-1	WASHER, FLAT PRECISION	125
2	-	A		21045-3	RING, RET "C" (Ø.187)FD FING PIN	124
1	-	B		856698-1	PCB ASSEMBLY	123
2	-	A		5-21028-1	PIN, SLT SPR (Ø.125x.50)ADJ ROD	122
1	-	A		4-21028-0	PIN, SLT SPR (Ø.093x.75)ST GDE PL	121
1	-	A		1-21030-1	PIN, DOWEL (Ø.187x.50)LEVER	120
1	-	A		1-21030-6	PIN, DOWEL (Ø.187x1.25)HOUSING	119
5	-	A		21024-5	WASHER, LOCK (#10)ADJ BLOCK	118
						117
						116
						115
2	-	A		21024-2	WASHER, LOCK (#4)FRONT STP GUIDE	114
						113
						112
4	-	A		21024-4	WASHER, LOCK (#8)STRIPPER	111
1	-	A		21899-4	WASHER, FLAT (Ø5/16)SCREW ADJ	110
						109
						108
1	-	A		21018-5	NUT, HEX (6-32)FEED ADJ	107
						106
1	-	A		22353-8	SCR, SHLD (Ø.187 X .25)DRAG LEVER	105
						104
1	-	A		21009-2	SCR, SKT SET (1/4-20x.25 LW)RAM	103
REF	-	A		1-21002-3	SCR, BHC (4-40x.25) ID PLATE	102
1	-	A		6-23715-5	SCR, PAN HD (6-32x1.50)FEED ADJ	101
1	-	B		461264-1	PLATE, IDENTIFICATION	100
2	-	A		3-21002-0	SCR, BHC (10-32x.88)DRAG	99
1	-	A		22733-8	SCR, BHC (8-32x.38 LW)ANVIL	98
2	-	A		2-21002-9	SCR, BHC (10-32x.75)CAP	97
3	-	A		2-22733-8	SCR, BHC (1/4-20x.62)HOUSING	96
1	-	A		2-21002-7	SCR, BHC (10-32x.50)SG ADJ BLOCK	95
2	-	A		2-21002-2	SCR, BHC (8-32x.50)SHEAR	94
2	-	A		1-21002-4	SCR, BHC (4-40x.38)R STRIP GUIDE	93
						92
1	-	A		1-21002-7	SCR, BHC (6-32x.38)CAM	91
						90
						89
2	-	A		1-21000-5	SCR, SHC (4-40x.50)ST GUIDE	88
2	-	A		2-21000-8	SCR, SHC (8-32x.63)DEP-HOLD	87
1	-	A		2-22603-0	SCR, HEX HD (8-32x.31)FEED FINGER	86
2	-	A		1-21000-3	SCR, SHC (4-40x.25)R ST GUIDE	85
1	-	A		2-21000-7	SCR, SHC (8-32x.50)STRIPPER	84
2	-	A		3-21000-7	SCR, SHC (10-32x.75)FEED ROD GD	83
2	-	A		3-21000-6	SCR, SHC (10-32x.62)FEED ADJ BLK	82
2	-	A		3-21000-4	SCR, SHC (10-32x.38)SG ADJ BL	81
						80
REF	-	B		455749-1	GUARD, WINDOW	79
						78
						77
						76
						75
						74
						73
1	-	A		458109-1	WASHER, SPECIAL	72
1	-	A		690517-1	SPACER	71

QTY	REV	U/M	DWG SIZE	PART NO	DESCRIPTION	ITEM NO
-1	-	U/M				

STANDARD FORCE CRIMP QUALITY MONITOR APPLICATOR					
-1	AMP-O-ELECTRIC	MECH-PRE FEED			

QTY	REV	U/M	DWG SIZE	PART NO	DESCRIPTION	ITEM NO
1	-	B		22594-8	NUT, HEX (1/2-20)	70
1	-	B		240628-1	PLATE, ADJUSTMENT	69
1	-	B		240626-1	SHAFT, PIVOT	68
1	-	B		240633-1	BUSHING	67
1	-	A		455680-1	LEVER, INTERMEDIATE	66
1	-	B		240629-1	BLOCK, PIVOT	65
1	-	A		240632-2	SCREW, ADJ FEED ROD	64
1	-	B		240659-3	PIN, CAM ROLLER	63
1	-	B		240658-1	ROLLER, CAM	62
1	-	B		454398-2	ROD, FEED	61
1	-	A		454178-1	GUIDE, FEED ROD	60
1	-	C		768325-1	MODIFIED CAP ASSEMBLY	59
1	-	D		454485-1	HOUSING	58
1	-	A		7-21013-3	SCR SET (5/16x.38)CR BOLT	57
1	-	B		694433-8	PAWL, FEED	56
1	-	B		240624-1	PIN, FEED FINGER	55
1	-	B		691499-1	SPRING, FEED FINGER	54
1	-	A		690541-1	HOLDER, FEED FINGER	53
1	-	B		455679-1	LEVER, TERMINAL FEED ARM	52
						51
						50
1	-	A		7-21002-9	BOLT, CRIMPER (5/16x1.00)	49
1	-	B		690602-5	CAM, PRE-FEED 1 1/8 ST	48
						47
						46
						45
1	-	A		690191-1	PLUG, NYLON	44
1	-	B		853493-1	SIDE FEED RAM ASSEMBLY	44
1	-	A		690125-1	WASHER, LAMINATED	43
1	-	A		690124-1	WASHER, RAM	42
1	-	A		690223-2	SPACER, INSULATION DISC	41
						40
						39
						38
1	-	D		354777-1	WIRE DISC, PLASTIC	37
1	-	A		22480-5	WASHER, SPRING	36
1	-	B		690212-1	POST, RAM	35
						34
1	-	D		679254-1	PLATE, BASE	33
1	-	A		690432-3	SCREW, ADJUSTMENT	32
2	-	B		853495-1	GASKET	31
1	-	B		816182-1	BLOCK, STRIP GUIDE ADJ	30
1	-	C		844048-4	PLATE, STRIP GUIDE	29
						28
2	-	A		1-22284-0	SPRING, DRAG	27
1	-	B		240793-1	LEVER, DRAG RELEASE	26
1	-	B		240792-1	DRAG, TERMINAL	25
1	-	D		690438-1	GUIDE, STRIP (REAR)	24
1	-	A		690487-6	GUIDE, STRIP (FRONT)	23
						22
1	-	A		4-22284-9	SPRING, FEED RETURN	21
						20
1	-	B		456468-5	STRIPPER	19
						18
1	-	A		691668-1	GUARD, CHIP (REAR)	17
						16
						15
1	-	B		690462-1	HOLDER, SHEAR (REAR)	14
1	-	C		690463-6	SHEAR, FLOAT (REAR)	13
1	-	A		5-22281-0	SPRING, SHEAR	12
1	-	B		690461-1	STOP, SHEAR	11
						10
						9
1	-	C		6-683403-6	ANVIL	8
1	-	C		2-240641-4	SPACER, DEPRESSOR (REAR)	7
1	-	A		690468-1	DEPRESSOR, SHEAR (REAR)	6
						5
						4
						3
1	-	C		455888-8	SPACER, CRIMPER	2
1	-	C		2-456404-1	CRIMPER, WIRE	1

QTY	REV	U/M	DWG SIZE	PART NO	DESCRIPTION	ITEM NO
-1	-	U/M				

LOC A
DIST 66

AMP-O-ELECTRIC
K II TERMINATING UNIT

DIMENSIONS IN INCHES. DO NOT SCALE PRINT. TOLERANCES UNLESS OTHERWISE SPECIFIED:
2 PLC DEC ±
3 PLC DEC ±
4 PLC DEC ±
ANGLES ±
SURF TEXTURE: ✓
REMOVE BURRS, BREAK SHARP EDGES R.015 MAX

MATL	-	HT TR	-	FIN	-
DR	M. O'BRINE	5/18/93	APP	J.W. YOUNG	5/27/93
CHK	C. ERISMAN	5/26/93	REL	G. OCHENIS	5/28/93
NAME			SIDE FEED CQM APPLICATOR		MACHINE REF
SCALE			DWG NO		567710
SHEET			REV		1 OF 1

THIS DRAWING IS A CONTROLLED DOCUMENT FOR AMP INCORPORATED. IT IS SUBJECT TO CHANGE AND THE CONTROLLING ENGINEERING ORGANIZATION SHOULD BE CONTACTED FOR THE LATEST REVISION.

THIS INFORMATION IS CONFIDENTIAL AND IS DISCLOSED TO YOU ON CONDITION THAT NO FURTHER DISCLOSURE IS MADE BY YOU TO OTHER THAN AMP PERSONNEL WITHOUT WRITTEN AUTHORIZATION FROM AMP INCORPORATED, HARRISBURG, PA.

567710