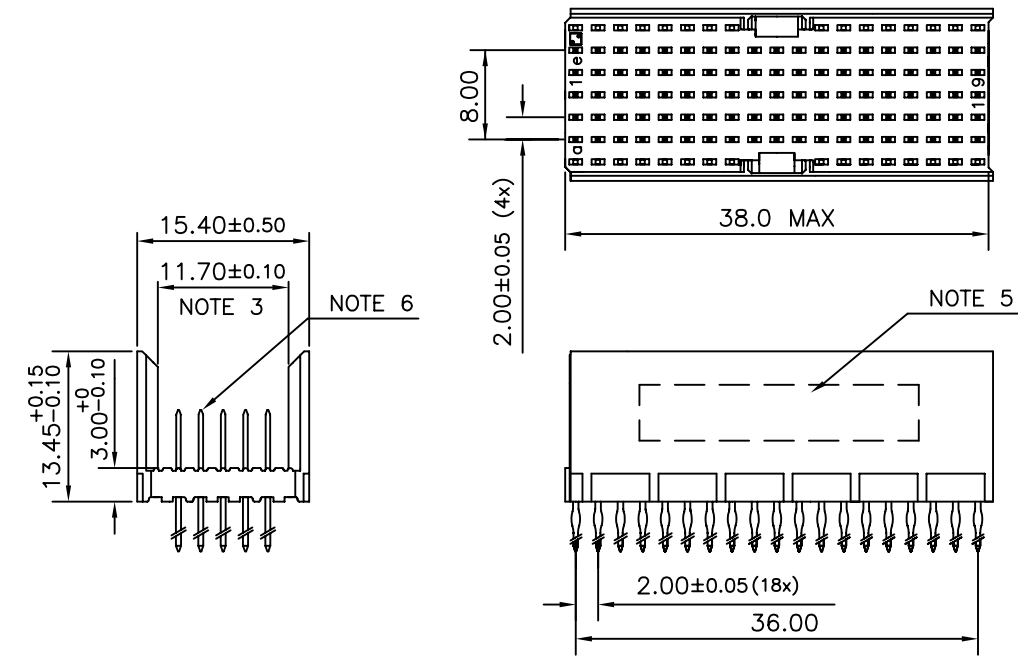


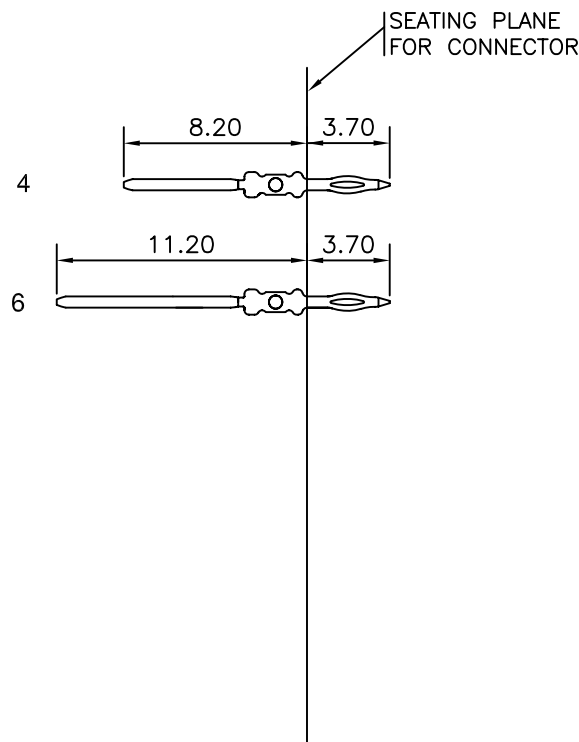
LOADING PATTERN MATING SIDE

f	0	0	0	0	0	0	0	0		0	0	0	0	0	0	0	0
e	4	4	4	4	4	4	4	4		4	4	4	4	4	4	4	4
d	4	4	4	4	4	4	4	4		4	4	4	4	4	4	4	4
c	4	4	4	4	4	4	4	4		4	4	4	4	4	4	4	4
b	4	4	4	4	4	4	4	4		4	4	4	4	4	4	4	4
a	4	4	4	4	4	4	4	4		4	4	4	4	4	6	6	6
z	0	0	0	0	0	0	0	0		0	0	0	0	0	0	0	0
POS	01	05	10	15	19												

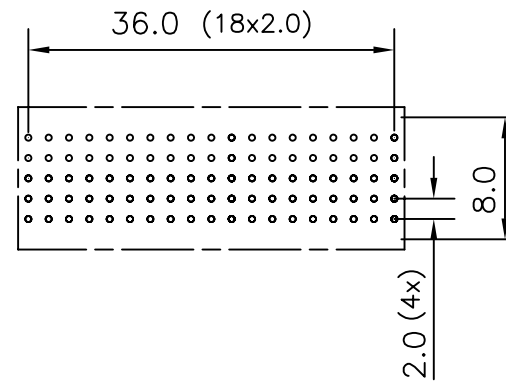
LOADED CONNECTOR ASSEMBLY  
(FOR EXAMPLE)



CONTACT OVERVIEW



LAY-OUT P.C.B.-HOLE



LEAD FREE INDICATOR : LF = LEAD FREE  
(DIGIT 15 & 16)

HM2P67PDL380

PLATING CODE (DIGIT 13 AND 14)  
(REF DRW NO. BS,C , 201844 , 003)

NOTES

- THIS PRODUCT IS CSA APPROVED.
- THIS PRODUCT IS UL RECOGNIZED.
- MEASURED AT THE BOTTOM.
- MATERIAL CONTACT: PHOSPHORBRONZE  
HOUSING: CREAM WHITE GLASS FILLED POLYESTER UL-94V0
- CONNECTOR PRINTED WITH P/N AND DATE CODE.
- FOR ACTUAL CONTACT LOADINGS, SEE LOADING PATTERN MATING SIDE.
- SHAPE OF CONNECTOR HOUSING CAN ALTER DEPENDING ON PRODUCTION LOCATION
- THE PRODUCT (LF) MEETS EUROPEAN UNION DIRECTIVES AND OTHER COUNTRY REGULATIONS AS DESCRIBED IN GS-22-008
- FOR RECOMMENDED PTH DIMENSIONS REFER DRAWING : BS, A , 201572 , 001

CATALOG NO: HM2P67PDL380----

mat'l. code SEE NOTE 4		surface ISO 1302 ✓	tolerance ISO 406 ISO 1101	projection 	product family MILLIPACS
ltr	ecn no	dr	date	title	
A	108-0138	MINI	2008-10-13	MPACS 5+2R STR HDR PF CONN TYPE AB 19 POS.	
			angles 0°±1°	linear MM	scale —
		dr	MINI K VANDANATH	2008-10-13	dwg no
		enr	ALEX BABU	2008-10-13	sheet 1 of 1
		chr	ALEX BABU	2008-10-13	size
		appd	ALEX BABU	2008-10-13	A3
sheet index		revision	A	type Product Customer Drawing	
sheet		1			